

Signify Classified - Internal
Cooper Lighting Solutions Photometric Lab
1121 Highway 74 South
Peachtree City, GA 30269



Scaled data based on original data using
LM-79-08 Approved Method: Electrical and Photometric Measurements of Solid-
State Lighting Products

Test Report Prepared for
Cooper Lighting Solutions
(formerly Eaton)

Brand: McGRAW-EDISON

Report Number: P438117

Luminaire Tested: **IST-SA1A-830-U-T4FT-HSS**

Issue Date: 12/10/2020

Test Information

Test Method: LM-79-08
Report Number: P438117
TEST IS SCALED FROM IESNA LM-79-08 TEST DATA (G3-2011-074-11)
Test Lab: INNOVATION CENTER
Issue Date: 12/10/2020
Manufacturer: COOPER LIGHTING SOLUTIONS (FORMERLY EATON)
Product Line: McGRAW-EDISON
Catalog Number: IST-SA1A-830-U-T4FT-HSS
Description: IMPACT ELITE LED TRAPEZOID LUMINAIRE
(1) 80 CRI, 3000K, 350mA LIGHTSQUARE WITH 16 LEDS AND TYPE IV FORWARD
THROW OPTICS WITH HOUSE SIDE SHIELD
Light Source: -
Ballast/Driver: ELECTRONIC DRIVER

Summary

Lumens per Lamp: N/A
Luminaire Lumens: 1670 lumens
Efficiency: N/A
Efficacy: 83.1 lumens/watt
Luminous Opening: Rectangular (W 0.5' x L: 0.5' x H: 0')
IES Classification: Type IV - Short
BUG Rating: B0 - U0 - G1

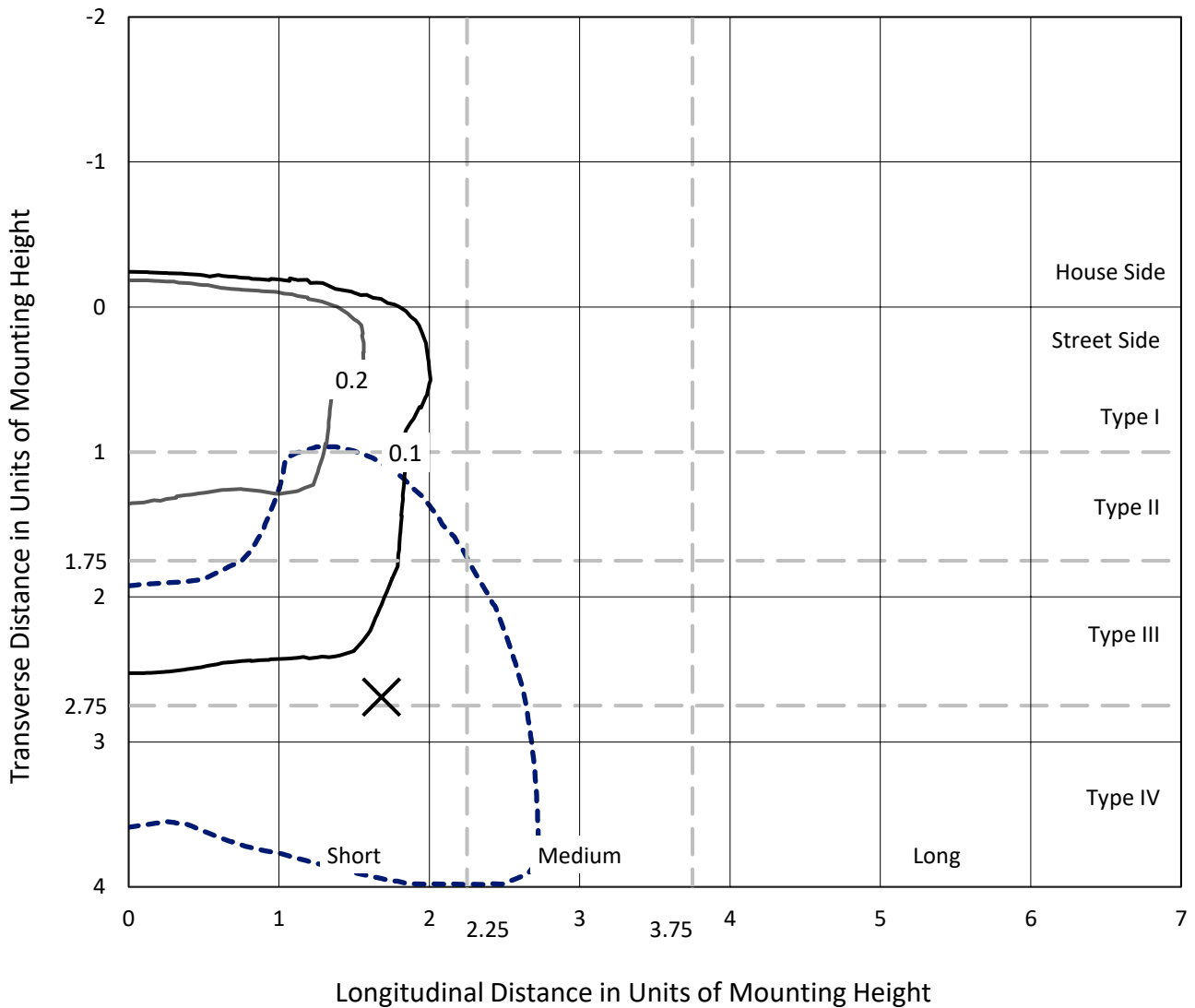
Input Watts (W): 20.1
Input Voltage (V): NR
Input Current (Ain): NR
Voltage Rise (V): NR
Power Factor: NR
Total Harmonic Distortion (THDi): NR
Frequency (hertz): 60
Stabilization Time: NR
Operation Time: NR
Ambient Temperature (°C): NR
Test Distance: 28.75 FT



REPORT NUMBER: P438117
 CATALOG NUMBER: IST-SA1A-830-U-T4FT-HSS

Iso-Footcandle Lines of Horizontal Illumination

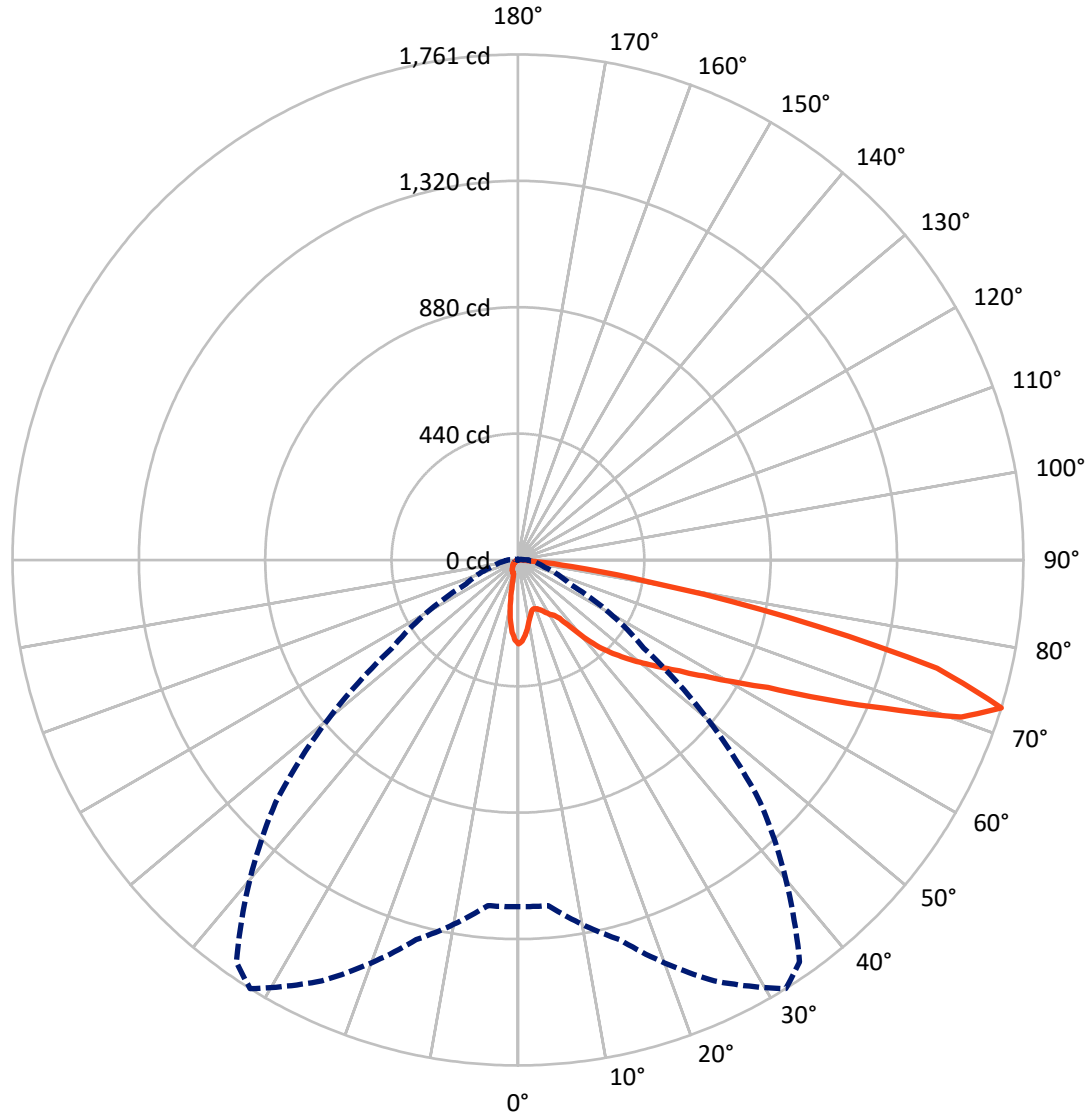
✕ Max cd
 - - - 1/2 Max cd



Based on 25 foot mounting height. Maximum calculated value = 0.5 fc
 Type IV - Short - N/A

REPORT NUMBER: P438117
CATALOG NUMBER: IST-SA1A-830-U-T4FT-HSS

Luminous Intensity Polar Plot



— Vertical Plane Through 32-Deg Lateral - - - Horizontal Cone Through 72.5-Deg Vertical

REPORT NUMBER: P438117
 CATALOG NUMBER: IST-SA1A-830-U-T4FT-HSS

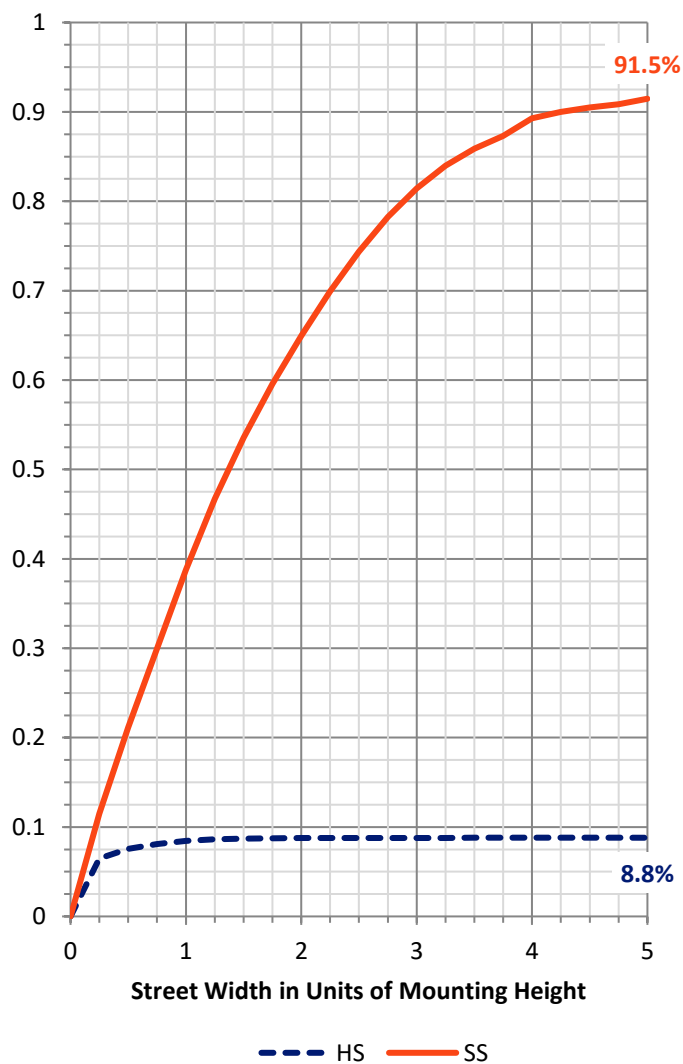
FLUX DISTRIBUTION:

		Downward	Upward	Total
House Side	Lumens	147.8	0.0	147.8
	% Fixture	8.9	0.0	8.9
Street Side	Lumens	1522.2	0.0	1522.2
	% Fixture	91.1	0.0	91.1
Total	Lumens	1670.0	0.0	1670.0
	% Fixture	100.0	0.0	100.0

ZONAL LUMENS:

Zone	Lumens	% Fixture
0°-10°	24.3	1.5
10°-20°	52.8	3.2
20°-30°	79.9	4.8
30°-40°	128.7	7.7
40°-50°	228.0	13.7
50°-60°	349.2	20.9
60°-70°	467.2	28.0
70°-80°	322.5	19.3
80°-90°	17.5	1.0
90°-100°	0.0	0.0
100°-110°	0.0	0.0
110°-120°	0.0	0.0
120°-130°	0.0	0.0
130°-140°	0.0	0.0
140°-150°	0.0	0.0
150°-160°	0.0	0.0
160°-170°	0.0	0.0
170°-180°	0.0	0.0
0°-90°	1670.0	100.0
0°-180°	1670.0	100.0

Coefficient of Utilization



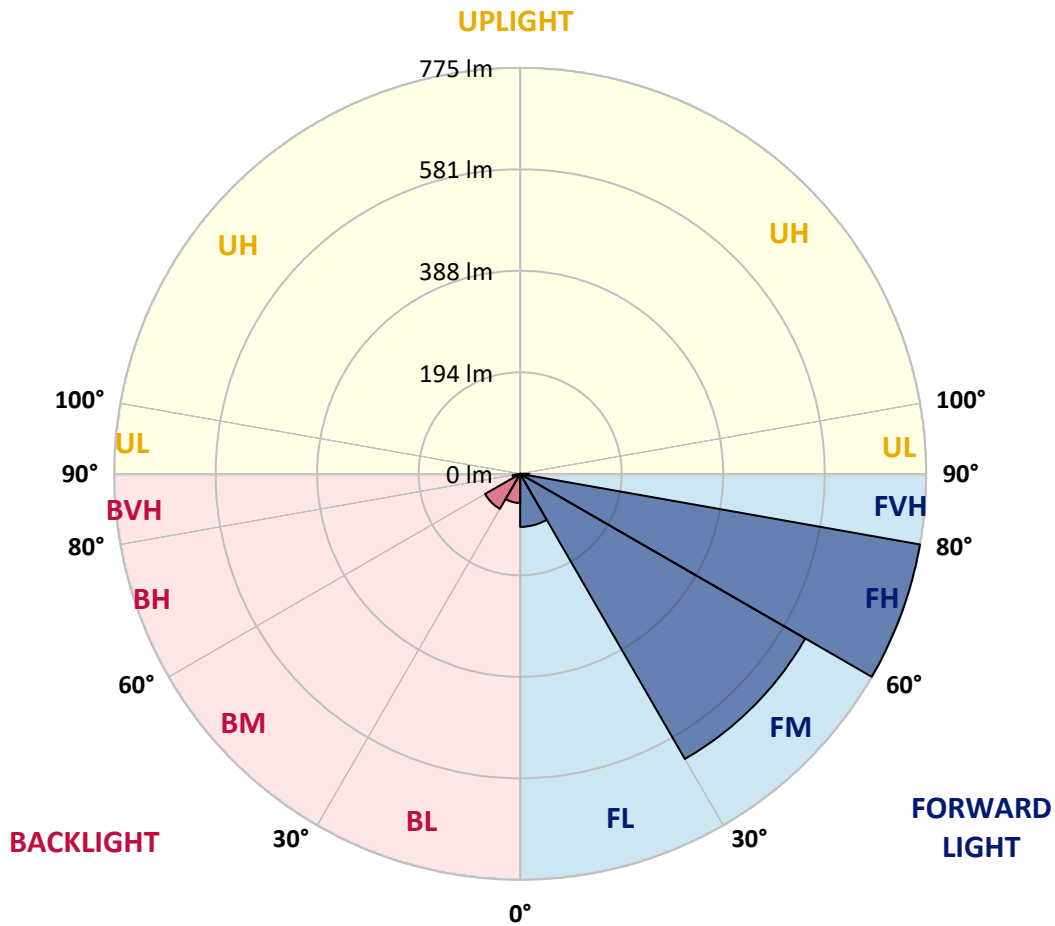
REPORT NUMBER: P438117
 CATALOG NUMBER: IST-SA1A-830-U-T4FT-HSS

LUMINAIRE CLASSIFICATION SYSTEM LUMEN TABLE AND BUG RATING:

Zone	Lumens	% Fixture	Zone Rating/Lumen Limit		
			B	U	G
FL (0°-30°)	101.3	6.1			
FM (30°-60°)	628.7	37.6			
FH (60°-80°)	775.0	46.4			G1/1800
FVH (80°-90°)	17.2	1.0			G1/100
BL (0°-30°)	55.6	3.3	B0/110		
BM (30°-60°)	77.3	4.6	B0/220		
BH (60°-80°)	14.7	0.9	B0/110		G0/110
BVH (80°-90°)	0.2	0.0			G0/10
UL (90°-100°)	0.0	0.0		U0/0	
UH (100°-180°)	0.0	0.0		U0/0	

BUG Rating: B0-U0-G1

Type IV Short





REPORT NUMBER: P438117
 CATALOG NUMBER: IST-SA1A-830-U-T4FT-HSS

CANDELA DISTRIBUTION (FULL):

	0°	5°	15°	25°	32°	35°	45°	55°	65°	75°	85°
0°	292.6	292.6	292.6	292.6	292.6	292.6	292.6	292.6	292.6	292.6	292.6
2.5°	281.6	281.6	282.4	283.3	283.3	285.8	289.2	290.0	292.6	294.3	295.1
5°	252.0	255.4	255.4	259.6	263.0	266.4	274.8	279.9	288.4	294.3	296.0
7.5°	224.9	225.8	228.3	233.4	240.2	242.7	253.7	268.1	284.1	294.3	298.5
10°	197.9	198.7	200.4	208.0	214.8	220.7	235.9	253.7	276.5	294.3	301.9
12.5°	178.4	178.4	180.1	188.6	196.2	202.1	219.0	241.8	268.9	295.1	307.0
15°	171.7	171.7	170.8	175.0	181.8	186.9	206.3	231.7	262.1	296.8	312.0
17.5°	175.0	175.0	171.7	172.5	178.4	181.8	198.7	224.1	258.8	300.2	320.5
20°	181.8	181.8	175.0	175.0	181.0	183.5	197.9	219.9	257.1	306.1	332.3
22.5°	189.4	190.3	181.0	181.0	186.9	189.4	202.9	222.4	259.6	313.7	344.2
25°	202.1	202.1	190.3	190.3	195.3	199.6	212.3	230.0	263.0	323.0	362.8
27.5°	219.9	219.0	203.8	199.6	207.2	210.6	224.9	239.3	266.4	334.0	379.7
30°	241.0	236.8	221.6	213.1	219.9	222.4	236.8	252.0	276.5	350.1	405.9
32.5°	263.8	265.5	241.0	225.8	229.2	232.5	251.2	271.4	293.4	371.2	441.4
35°	308.7	308.7	283.3	254.5	248.6	250.3	270.6	296.8	314.6	406.7	482.0
37.5°	364.5	366.2	342.5	312.0	293.4	285.8	300.2	327.3	345.0	451.6	526.8
40°	425.3	422.8	398.3	370.4	355.2	345.9	338.2	370.4	386.5	499.8	571.6
42.5°	476.1	471.0	438.0	423.7	414.4	402.5	387.3	424.5	439.7	560.6	623.2
45°	509.1	504.8	471.9	467.6	464.2	457.5	460.9	489.6	504.0	630.8	677.3
47.5°	534.4	528.5	500.6	506.5	513.3	520.1	549.7	570.8	567.4	695.1	721.3
50°	569.1	560.6	534.4	546.3	564.0	577.6	645.2	651.1	624.9	750.1	761.1
52.5°	590.2	580.1	573.3	592.8	619.0	635.9	750.1	727.2	670.6	789.8	792.4
55°	608.0	607.2	619.0	644.4	682.4	703.6	836.3	792.4	700.2	830.4	809.3
57.5°	662.1	658.7	679.0	699.3	762.8	798.3	929.3	839.7	721.3	852.4	800.0
60°	739.1	740.8	741.6	778.8	860.0	909.0	1002.9	879.4	737.4	855.8	772.9
62.5°	859.2	871.0	850.7	879.4	977.5	1039.3	1073.9	908.2	732.3	831.2	704.4
65°	1033.4	1029.1	1000.4	1032.5	1163.6	1201.6	1147.5	916.7	702.7	746.7	575.9
67.5°	1210.9	1212.6	1199.1	1249.8	1377.5	1370.8	1230.4	887.9	626.6	564.0	361.1
70°	1326.8	1329.3	1363.1	1500.1	1638.8	1592.3	1298.0	786.4	441.4	268.9	137.0
72.5°	1207.6	1208.4	1369.1	1617.7	1760.6	1709.9	1193.2	534.4	201.3	95.6	48.2
75°	764.4	726.4	1017.3	1371.6	1507.7	1457.9	850.7	249.5	88.8	48.2	20.3
77.5°	266.4	270.6	414.4	789.8	963.2	983.5	437.2	82.0	49.0	33.0	11.0
80°	53.3	60.0	122.6	290.9	456.6	474.4	158.1	39.7	32.1	25.4	5.9
82.5°	3.4	4.2	36.4	120.9	186.9	177.6	31.3	20.3	22.0	17.8	3.4
85°	0.0	0.0	2.5	20.3	33.8	25.4	3.4	5.1	9.3	10.1	1.7
87.5°	0.0	0.0	0.0	0.0	0.0	0.0	0.0	0.0	0.0	0.8	0.0
90°	0.0	0.0	0.0	0.0	0.0	0.0	0.0	0.0	0.0	0.0	0.0



REPORT NUMBER: P438117
 CATALOG NUMBER: IST-SA1A-830-U-T4FT-HSS

CANDELA DISTRIBUTION (continued):

	90°	95°	105°	115°	125°	135°	145°	155°	165°	175°	180°
0°	292.6	292.6	292.6	292.6	292.6	292.6	292.6	292.6	292.6	292.6	292.6
2.5°	295.1	295.1	290.9	289.2	286.7	283.3	279.9	278.2	274.8	275.7	275.7
5°	296.0	294.3	289.2	281.6	273.1	264.7	254.5	247.8	240.2	241.8	241.0
7.5°	297.7	296.8	285.0	271.4	256.2	237.6	219.9	204.6	191.1	187.7	185.2
10°	301.0	298.5	281.6	259.6	229.2	198.7	168.3	142.1	131.1	119.2	116.7
12.5°	304.4	300.2	275.7	242.7	196.2	151.4	111.6	87.9	73.6	69.3	67.6
15°	309.5	302.7	268.1	219.0	157.3	102.3	70.2	57.5	55.0	54.1	54.1
17.5°	316.3	304.4	260.5	192.0	115.9	66.0	51.6	51.6	52.4	53.3	53.3
20°	326.4	308.7	249.5	159.0	77.8	49.9	49.0	49.9	50.7	51.6	51.6
22.5°	337.4	315.4	236.8	124.3	55.0	46.5	46.5	47.4	48.2	49.0	49.0
25°	350.1	320.5	219.9	88.8	45.7	44.0	44.0	44.8	45.7	46.5	46.5
27.5°	363.6	326.4	197.0	60.9	41.4	41.4	42.3	43.1	44.0	44.0	44.8
30°	383.9	335.7	173.4	44.8	38.1	38.1	39.7	41.4	42.3	42.3	43.1
32.5°	410.1	343.3	141.2	38.1	35.5	34.7	36.4	38.9	40.6	41.4	41.4
35°	438.9	354.3	105.7	34.7	33.0	32.1	33.0	35.5	38.9	40.6	40.6
37.5°	468.5	364.5	78.6	33.0	30.4	29.6	30.4	32.1	35.5	38.9	39.7
40°	498.1	366.2	56.7	30.4	28.8	27.9	27.9	29.6	33.0	36.4	37.2
42.5°	528.5	372.9	43.1	28.8	26.2	26.2	26.2	27.1	29.6	32.1	33.0
45°	563.2	377.1	34.7	26.2	24.5	24.5	24.5	24.5	26.2	27.1	27.1
47.5°	592.8	371.2	27.9	23.7	22.8	22.8	22.8	22.0	22.0	21.1	21.1
50°	613.9	357.7	22.8	21.1	21.1	22.0	20.3	18.6	18.6	16.9	16.9
52.5°	626.6	337.4	19.4	18.6	20.3	20.3	17.8	16.9	15.2	13.5	12.7
55°	625.8	303.6	16.9	16.1	17.8	17.8	15.2	13.5	11.8	10.1	10.1
57.5°	601.2	266.4	15.2	13.5	15.2	14.4	12.7	10.1	8.5	6.8	6.8
60°	563.2	226.6	13.5	11.0	11.8	11.0	10.1	7.6	5.9	4.2	4.2
62.5°	511.6	189.4	11.0	9.3	8.5	8.5	7.6	5.9	3.4	2.5	2.5
65°	413.5	140.4	8.5	6.8	5.9	6.8	5.1	3.4	1.7	0.8	0.8
67.5°	255.4	80.3	6.8	5.1	4.2	5.1	3.4	2.5	0.8	0.0	0.0
70°	100.6	34.7	5.1	3.4	3.4	3.4	2.5	1.7	0.0	0.0	0.0
72.5°	34.7	15.2	4.2	2.5	2.5	1.7	1.7	0.8	0.0	0.0	0.0
75°	15.2	9.3	3.4	2.5	1.7	1.7	0.8	0.8	0.0	0.0	0.0
77.5°	8.5	5.9	2.5	1.7	1.7	0.8	0.8	0.8	0.0	0.0	0.0
80°	5.1	3.4	1.7	1.7	1.7	0.8	0.8	0.8	0.0	0.0	0.0
82.5°	3.4	1.7	0.8	0.8	0.8	0.8	0.8	0.8	0.0	0.0	0.0
85°	1.7	0.8	0.0	0.8	0.0	0.0	0.0	0.0	0.0	0.0	0.0
87.5°	0.0	0.0	0.0	0.0	0.0	0.0	0.0	0.0	0.0	0.0	0.0
90°	0.0	0.0	0.0	0.0	0.0	0.0	0.0	0.0	0.0	0.0	0.0

Cooper Lighting Solutions Photometric Lab
1121 Highway 74 South
Peachtree City, GA 30269



LM-79-2019: Approved Method: Electrical and Photometric Measurements of Solid-State Lighting Products

Report Prepared for

Cooper Lighting Solutions

MCGRAW EDISON

Report Number: SP1-2408-195-9

Test Date: 08/07/2024

Luminaire Tested: GALN-SB1A-830-U-5WQ

Data in this report applies to families of products including GALN-SB1A-830-U-5WQ.

Test Information

Test Method: LM-79-2019
 Report Number: SP1-2408-195-9
 Test Lab: COOPER LIGHTING SOLUTIONS
 Photometer: SP1 - 76IN SPHERE
 Measurement Geometry: 4π
 Issue Date: 08/07/2024
 Manufacturer: COOPER LIGHTING SOLUTIONS
 Product Line: MCGRAW EDISON
 Catalog Number: **GALN-SB1A-830-U-5WQ**
 Description: GALLEON AREA AND ROADWAY LUMINAIRE. (1) 80 CRI, 3000K, 350MA HIGH DENSITY LIGHTSQUARE WITH 26 LEDS AND TYPE V WIDE OPTICS

Spectral Parameters

CCT (K): 3050
 CIE u': 0.2476
 CIE v': 0.5251
 Duv: 0.0034
 CIE x: 0.4383
 CIE y: 0.4131
 CIE z: 0.1487
 Peak Wavelength (nm): 603
 Dominant Wavelength (nm): 581
 Purity: 55.55201
 Rf: 81.5
 Rg: 99.2

CRI (Ra):	81.0		
R1:	79.6	R9:	7.1
R2:	85.6	R10:	67.0
R3:	92.0	R11:	82.7
R4:	82.6	R12:	63.2
R5:	78.9	R13:	80.3
R6:	81.7	R14:	95.0
R7:	85.2	R15:	71.7
R8:	62.0		



Test Conditions

Stabilization Time: 20M
 Operation Time: 1H 20M
 Sphere Temperature (°C): 24.2

REPORT NUMBER: SP1-2408-195-9

Measurement and Test Equipment			
Instrument	Identification Number	Calibration Date	Calibration Due Date
Photometer	IN0058	6/18/2024	12/18/2024
Power Meter	INXT2011004	2/8/2024	2/8/2025
AC Power Source	IN0063	10/24/2023	10/24/2024
DC Power Source	IN0208	10/24/2023	10/24/2024
Sphere Thermometer	IN0085	10/24/2023	10/24/2024
Room Thermometer	IN0046	10/24/2023	10/24/2024

REPORT NUMBER: SP1-2408-195-9

CIE 1931 Chromaticity Diagram



CIE 1931 Chromaticity Diagram with 2017 ANSI 7-Step and 4-Step Quadrangles



CCT = 3050K
 CIE x = 0.4383
 CIE y = 0.4131
 Duv = 0.0034

Point lies inside the ANSI 3000K 4-step quadrangle

REPORT NUMBER: SP1-2408-195-9

Photopic Flux vs. Wavelength



Photopic Lumens: NR

λ (nm)	Power W [^] /nm	Lumens (ϕ /nm)	λ (nm)	Power W [^] /nm	Lumens (ϕ /nm)	λ (nm)	Power W [^] /nm	Lumens (ϕ /nm)	λ (nm)	Power W [^] /nm	Lumens (ϕ /nm)	λ (nm)	Power W [^] /nm	Lumens (ϕ /nm)
360	0	NR	490	168	NR	620	940	NR	750	35	NR	880	1	NR
365	0	NR	495	233	NR	625	897	NR	755	30	NR	885	1	NR
370	0	NR	500	300	NR	630	847	NR	760	26	NR	890	1	NR
375	0	NR	505	372	NR	635	790	NR	765	22	NR	895	1	NR
380	0	NR	510	430	NR	640	730	NR	770	19	NR	900	1	NR
385	0	NR	515	483	NR	645	668	NR	775	16	NR	905	1	NR
390	0	NR	520	524	NR	650	605	NR	780	14	NR	910	0	NR
395	2	NR	525	555	NR	655	545	NR	785	12	NR	915	0	NR
400	4	NR	530	581	NR	660	485	NR	790	10	NR	920	0	NR
405	7	NR	535	604	NR	665	430	NR	795	9	NR	925	0	NR
410	17	NR	540	623	NR	670	378	NR	800	8	NR	930	0	NR
415	34	NR	545	645	NR	675	331	NR	805	7	NR	935	0	NR
420	68	NR	550	667	NR	680	290	NR	810	6	NR	940	0	NR
425	128	NR	555	693	NR	685	251	NR	815	5	NR	945	0	NR
430	214	NR	560	719	NR	690	218	NR	820	4	NR	950	0	NR
435	339	NR	565	754	NR	695	188	NR	825	4	NR	955	0	NR
440	507	NR	570	791	NR	700	162	NR	830	3	NR	960	0	NR
445	573	NR	575	830	NR	705	139	NR	835	3	NR	965	0	NR
450	356	NR	580	873	NR	710	119	NR	840	3	NR	970	0	NR
455	217	NR	585	913	NR	715	102	NR	845	2	NR	975	0	NR
460	168	NR	590	948	NR	720	88	NR	850	2	NR	980	0	NR
465	113	NR	595	974	NR	725	76	NR	855	2	NR	985	0	NR
470	85	NR	600	994	NR	730	65	NR	860	1	NR	990	0	NR
475	85	NR	605	998	NR	735	55	NR	865	1	NR	995	0	NR
480	94	NR	610	994	NR	740	47	NR	870	1	NR	1000	0	NR
485	120	NR	615	973	NR	745	41	NR	875	1	NR			

REPORT NUMBER: SP1-2408-195-9

Scotopic Flux vs. Wavelength



Scotopic Lumens: NR

S/P: 1.27

λ (nm)	Power W [^] /nm	Lumens (ϕ /nm)	λ (nm)	Power W [^] /nm	Lumens (ϕ /nm)	λ (nm)	Power W [^] /nm	Lumens (ϕ /nm)	λ (nm)	Power W [^] /nm	Lumens (ϕ /nm)	λ (nm)	Power W [^] /nm	Lumens (ϕ /nm)
360	0	NR	490	168	NR	620	940	NR	750	35	NR	880	1	NR
365	0	NR	495	233	NR	625	897	NR	755	30	NR	885	1	NR
370	0	NR	500	300	NR	630	847	NR	760	26	NR	890	1	NR
375	0	NR	505	372	NR	635	790	NR	765	22	NR	895	1	NR
380	0	NR	510	430	NR	640	730	NR	770	19	NR	900	1	NR
385	0	NR	515	483	NR	645	668	NR	775	16	NR	905	1	NR
390	0	NR	520	524	NR	650	605	NR	780	14	NR	910	0	NR
395	2	NR	525	555	NR	655	545	NR	785	12	NR	915	0	NR
400	4	NR	530	581	NR	660	485	NR	790	10	NR	920	0	NR
405	7	NR	535	604	NR	665	430	NR	795	9	NR	925	0	NR
410	17	NR	540	623	NR	670	378	NR	800	8	NR	930	0	NR
415	34	NR	545	645	NR	675	331	NR	805	7	NR	935	0	NR
420	68	NR	550	667	NR	680	290	NR	810	6	NR	940	0	NR
425	128	NR	555	693	NR	685	251	NR	815	5	NR	945	0	NR
430	214	NR	560	719	NR	690	218	NR	820	4	NR	950	0	NR
435	339	NR	565	754	NR	695	188	NR	825	4	NR	955	0	NR
440	507	NR	570	791	NR	700	162	NR	830	3	NR	960	0	NR
445	573	NR	575	830	NR	705	139	NR	835	3	NR	965	0	NR
450	356	NR	580	873	NR	710	119	NR	840	3	NR	970	0	NR
455	217	NR	585	913	NR	715	102	NR	845	2	NR	975	0	NR
460	168	NR	590	948	NR	720	88	NR	850	2	NR	980	0	NR
465	113	NR	595	974	NR	725	76	NR	855	2	NR	985	0	NR
470	85	NR	600	994	NR	730	65	NR	860	1	NR	990	0	NR
475	85	NR	605	998	NR	735	55	NR	865	1	NR	995	0	NR
480	94	NR	610	994	NR	740	47	NR	870	1	NR	1000	0	NR
485	120	NR	615	973	NR	745	41	NR	875	1	NR			

REPORT NUMBER: SP1-2408-195-9

Melanopic Flux vs. Wavelength



Melanopic Lumens: NR

M/P: 2.32

λ (nm)	Power W [^] /nm	Lumens (φ/nm)	λ (nm)	Power W [^] /nm	Lumens (φ/nm)	λ (nm)	Power W [^] /nm	Lumens (φ/nm)	λ (nm)	Power W [^] /nm	Lumens (φ/nm)	λ (nm)	Power W [^] /nm	Lumens (φ/nm)
360	0	NR	490	168	NR	620	940	NR	750	35	NR	880	1	NR
365	0	NR	495	233	NR	625	897	NR	755	30	NR	885	1	NR
370	0	NR	500	300	NR	630	847	NR	760	26	NR	890	1	NR
375	0	NR	505	372	NR	635	790	NR	765	22	NR	895	1	NR
380	0	NR	510	430	NR	640	730	NR	770	19	NR	900	1	NR
385	0	NR	515	483	NR	645	668	NR	775	16	NR	905	1	NR
390	0	NR	520	524	NR	650	605	NR	780	14	NR	910	0	NR
395	2	NR	525	555	NR	655	545	NR	785	12	NR	915	0	NR
400	4	NR	530	581	NR	660	485	NR	790	10	NR	920	0	NR
405	7	NR	535	604	NR	665	430	NR	795	9	NR	925	0	NR
410	17	NR	540	623	NR	670	378	NR	800	8	NR	930	0	NR
415	34	NR	545	645	NR	675	331	NR	805	7	NR	935	0	NR
420	68	NR	550	667	NR	680	290	NR	810	6	NR	940	0	NR
425	128	NR	555	693	NR	685	251	NR	815	5	NR	945	0	NR
430	214	NR	560	719	NR	690	218	NR	820	4	NR	950	0	NR
435	339	NR	565	754	NR	695	188	NR	825	4	NR	955	0	NR
440	507	NR	570	791	NR	700	162	NR	830	3	NR	960	0	NR
445	573	NR	575	830	NR	705	139	NR	835	3	NR	965	0	NR
450	356	NR	580	873	NR	710	119	NR	840	3	NR	970	0	NR
455	217	NR	585	913	NR	715	102	NR	845	2	NR	975	0	NR
460	168	NR	590	948	NR	720	88	NR	850	2	NR	980	0	NR
465	113	NR	595	974	NR	725	76	NR	855	2	NR	985	0	NR
470	85	NR	600	994	NR	730	65	NR	860	1	NR	990	0	NR
475	85	NR	605	998	NR	735	55	NR	865	1	NR	995	0	NR
480	94	NR	610	994	NR	740	47	NR	870	1	NR	1000	0	NR
485	120	NR	615	973	NR	745	41	NR	875	1	NR			

Summary

$R_f = 81.5$
 $R_g = 99.2$
 $CIE R_a = 81.0$
 $R_9 = 7.1$



Color Vector Graphics



Individual Sample Fidelity Index ($R_{f,i}$)

CES01 = 86	CES26 = 74	CES51 = 89	CES76 = 70
CES02 = 63	CES27 = 88	CES52 = 92	CES77 = 86
CES03 = 31	CES28 = 89	CES53 = 81	CES78 = 72
CES04 = 70	CES29 = 67	CES54 = 87	CES79 = 90
CES05 = 50	CES30 = 68	CES55 = 85	CES80 = 88
CES06 = 51	CES31 = 71	CES56 = 78	CES81 = 78
CES07 = 42	CES32 = 70	CES57 = 76	CES82 = 95
CES08 = 41	CES33 = 71	CES58 = 78	CES83 = 90
CES09 = 29	CES34 = 82	CES59 = 92	CES84 = 94
CES10 = 76	CES35 = 90	CES60 = 95	CES85 = 86
CES11 = 59	CES36 = 93	CES61 = 93	CES86 = 72
CES12 = 65	CES37 = 87	CES62 = 83	CES87 = 85
CES13 = 43	CES38 = 75	CES63 = 77	CES88 = 83
CES14 = 74	CES39 = 94	CES64 = 83	CES89 = 75
CES15 = 71	CES40 = 89	CES65 = 77	CES90 = 81
CES16 = 47	CES41 = 85	CES66 = 80	CES91 = 96
CES17 = 50	CES42 = 86	CES67 = 79	CES92 = 73
CES18 = 56	CES43 = 81	CES68 = 84	CES93 = 84
CES19 = 72	CES44 = 99	CES69 = 91	CES94 = 64
CES20 = 66	CES45 = 87	CES70 = 78	CES95 = 80
CES21 = 87	CES46 = 82	CES71 = 76	CES96 = 84
CES22 = 79	CES47 = 77	CES72 = 92	CES97 = 87
CES23 = 92	CES48 = 71	CES73 = 71	CES98 = 81
CES24 = 91	CES49 = 81	CES74 = 93	CES99 = 74
CES25 = 72	CES50 = 89	CES75 = 74	



Color Rendition by Hue-Angle Bin



Measure Comparisons



(END OF REPORT)